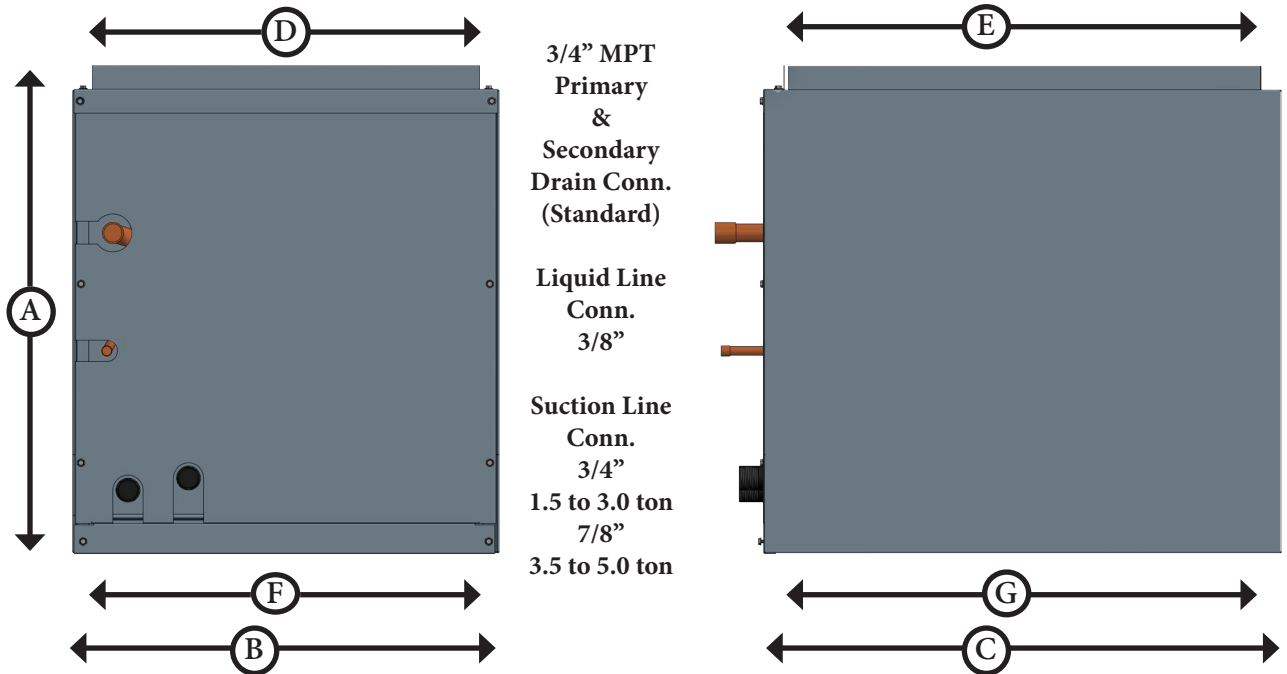




# UP - FLOW CASED COILS AS

Specify Coil Width Needed When Ordering. Ex: AS24 - M264T + D - 5LH  
Specify Left/ Right or Dual Port Drain Connections or Left or Right Refrigerant.  
Ex: AS24 - M264T + D - 5LH





Cabinet Model	Cabinet Height - A	Cabinet Width - B	Cabinet Depth - C	Air Outlet Width - D	Air Outlet Depth - E	Air Inlet Width - F	Air Inlet Depth - G
5	***	14.50"	21.50"	13.00"	19.75"	13.25"	20.25"
6	***	16.50"	21.50"	15.00"	19.75"	15.25"	20.25"
7	***	17.50"	21.50"	16.00"	19.75"	16.25"	20.25"
8	***	21.50"	22.25"	19.00"	19.75"	20.25"	20.25"
9	***	24.50"	22.25"	23.00"	19.75"	23.50"	20.25"

§ Coil height determined by Evaporator Model and Application

§ Contact Manufacturer for detailed specifications



## THE MAX SERIES High Output “M” Coils



### The ALLSTYLE ...MAX...

Maximum Cooling Capacity

Maximum SEER Rating

Maximum Air Flow

**MINIMUM HEIGHT**

Increased Air Flow, BTUs, and SEER in a  
Shorter, More Compact Package!

Coil	Cabinet Height	Coil	Cabinet Height
ASXX - M224*	16.25"	ASXX - M286*	23.25"
ASXX - M226*	16.25"	ASXX - M204*	25.00"
ASXX - M244*	18.25"	ASXX - M206*	25.00"
ASXX - M246*	18.25"	ASXX - M2Y4/ 6*	26.25"
ASXX - M264*	20.25"	ASXX - M2Z4/ 6*	28.25"
ASXX - M266*	20.25"	ASXX - M2S4/ 6*	30.25"
ASXX - M284*	23.25"	**Aluminum/Copper	G - T/E